


BIRTH CERTIFICATE SUMMARY

&

PERINATAL INDICATORS

2005



SANTA CRUZ COUNTY

TABLE OF CONTENTS

Birth Certificate Summary & Highlights	2-3
Table I 2005 Births, by Residence and Occurrence	4
Table II Births to Teens, Age 19 and under	5
Table III 2005 Births By Zip Code and Medi-Cal Payment	6
Table IV 2005 Teen Births by Zip Code	7
Table V Teen Birth Trends, Zip Code 95076, 1990-2005	8
Table VI Teen Birth Trends, San Lorenzo Valley, 1990-2005	9
Selected Perinatal Indicators, Trends, 2001-2005	10-11

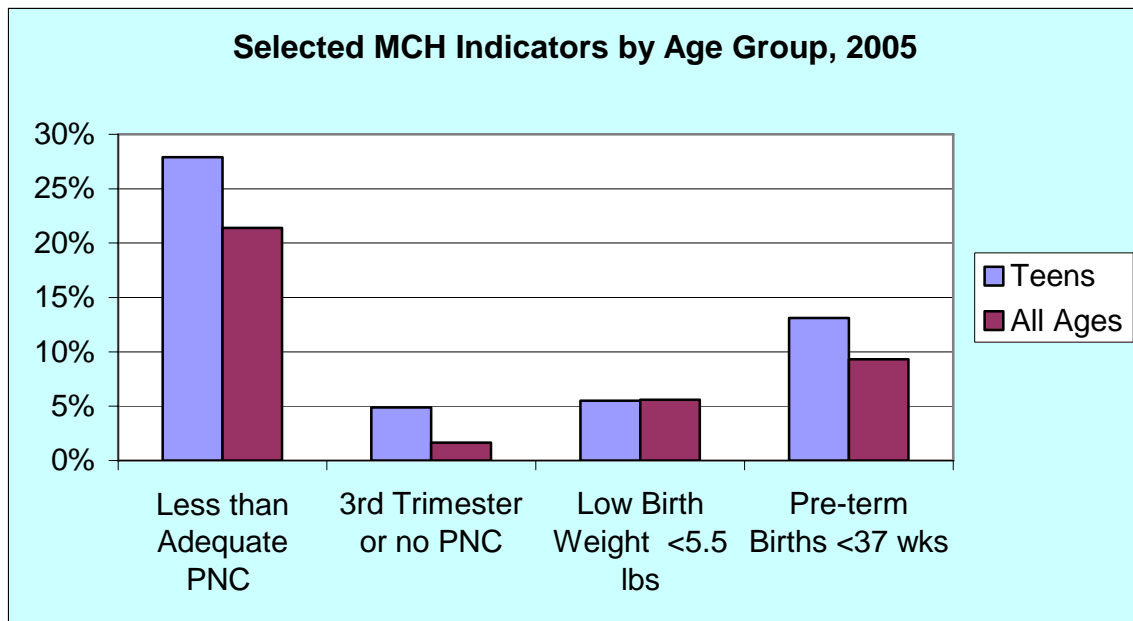
This report was compiled in May 2006 by Santa Cruz County Health Services Agency, Maternal, Child, and Adolescent Health Unit. To obtain copies or discuss contents, contact the office at (831) 454-5482. The report can be obtained and downloaded from the HSA website at www.santacruzhealth.org in "Reports and Statistics".

2005 BIRTH CERTIFICATE SUMMARY & HIGHLIGHTS

This year 2005 Birth Certificate Summary Report of 3,899 births includes all births to Santa Cruz County residents (3,379) and an additional 520 births to women who live in other counties, but delivered in Santa Cruz County. Of the 3,379 county residents' births, 186 delivered outside of the county and the indicator data concerning their births is shown in the "Out-of-County" column in Table I. The 520 non-county residents' birth data included in this report are interspersed among the three delivery facilities in the county, with Watsonville Community Hospital delivering the greater majority (383) of non-Santa Cruz County residents. 411 of the out-of-county residents live in Monterey County, with 167 of these births to Monterey County residents living in zip code 95076 (Watsonville/Pajaro area).

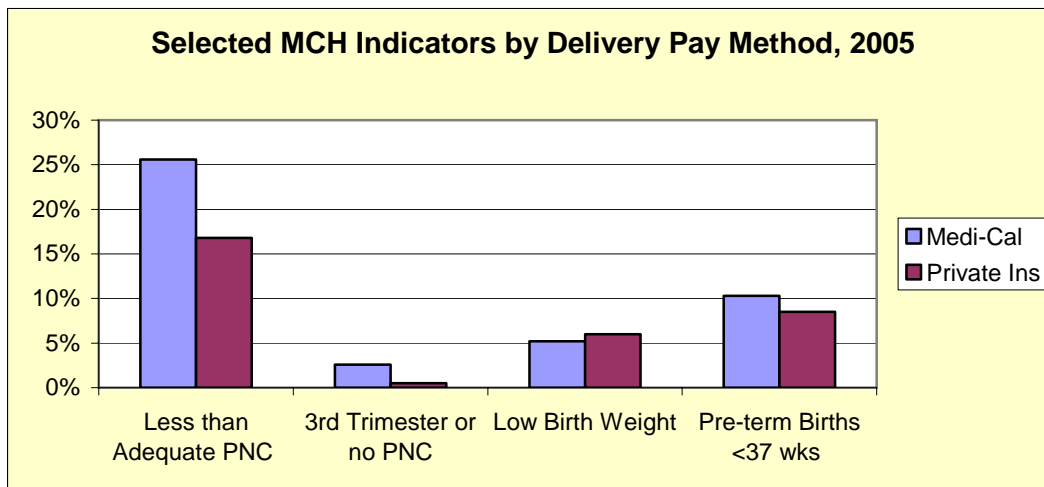
KEY HEALTH INDICATORS

- ◆ **BIRTHS TO TEENS** decreased by 34 this year, and the birth rate decreased slightly from 32 to 31 per 1,000 teen female population. This rate remains well below California's rate of 38/1,000 (yr 2004 data). Among the 344 teen births, 77% were to south county residents in Watsonville/Freedom and 90% were to Hispanic teens countywide. Seventeen percent (17%) of teen births had their second birth or more, a rate that remains lower than both the state (19%, 2003 data) and USA (21%, 2004 data). In comparison to the total birthing population, teens had higher rates of inadequate care, late or no prenatal care and pre-term births, but a slightly lower rate of low birth weight, as shown below.

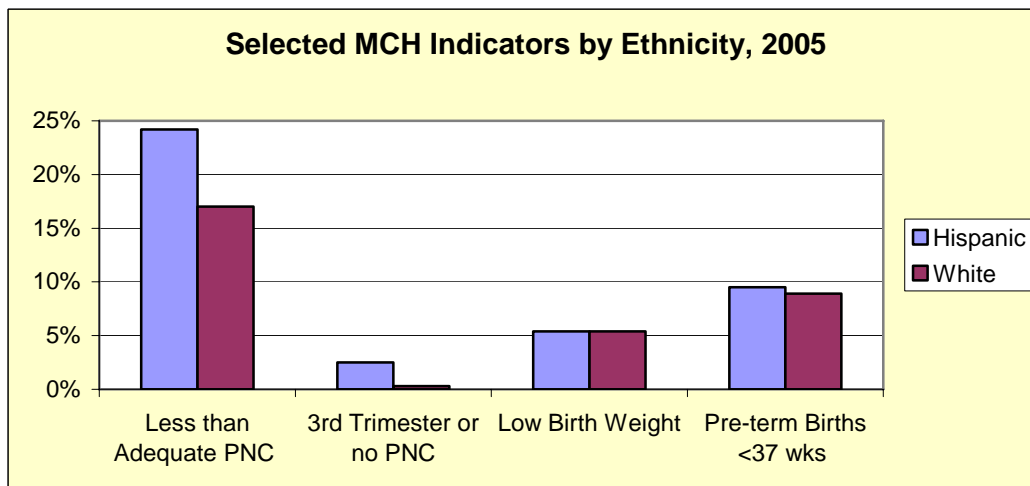


KEY HEALTH INDICATORS, continued

- ◆ **MEDI-CAL BIRTHS** increased by 1% to 50% of total births in the county this year compared to 2004. Watsonville Community Hospital continues to have the highest number of its births funded through Medi-Cal (77%) and continues to deliver the majority of the county's Medi-Cal funded births (68%). Of the 520 births to out of county residents, 72% were funded by Medi-Cal. The graph below highlights key health indicators for Medi-Cal vs. private insurance births.



- ◆ **KEY INDICATORS BY ETHNICITY** are shown below. Hispanic mothers accounted for 59% of births vs. 39% White. Percent of low birth weight for White and Hispanic mothers were the same (5.4%). Overall low birth weight rate did not change notably (5.1% in 2004 compared to 5.6% in 2005), and remains below California at 6.7% (2004, latest available). Pre-term births were slightly higher among Hispanics (9.5% vs. 8.9% for Whites), but still below the CA at 10.7% and USA at 12.3% (2003 – latest available). Hispanic mothers had a notably higher rate of less-than-adequate prenatal care, based on the Kotelchuk Index. Other ethnicities/races are not included in the chart below, because their combined percent was less than 5% of total birthing population; ethnicity was not available for 66 (2%) of birth mothers.



SANTA CRUZ COUNTY BIRTH CERTIFICATE SUMMARY Table I
BY OCCURRENCE AND RESIDENCE
FOR PERIOD OF: January 1, 2005 through December 31, 2005

	Watsonville Hospital	Dominican Hospital	Sutter Maternity	Out of County	Non-Hospital	TOTAL	%
AGE OF MOTHER:							
14 years and younger	1	2	0	0	0	3	9%
15 – 17	102	16	16	10	0	136	
18 – 19	150	34	15	5	1	205	
20 – 34	1264	745	614	100	50	2773	
35 & older	200	260	216	79	27	782	20%
ETHNICITY:							
Caucasian	111	579	582	158	44	1430	37%
Hispanic	1583	396	216	45	8	2248	59%
Black	1	6	9	4	0	20	<1%
Asian	21	48	48	14	0	131	3%
American Indian	0	3	1	0	0	4	<1%
Unknown/Other	1	25	5	9	26	66	2%
PRENATAL CARE:							
None	9	1	0	1	2	13	<1%
3 rd Trimester	35	8	6	1	1	51	1%
Less than Adequate PNC (Kotelchuk Index)	459	196	121	41	13	830	21%
Unknown	1	12	0	0	0	13	
1 st Trimester	1475	982	814	169	65	3505	90%
MOTHER'S EDUCATION:							
Unknown	59	43	9	14	26	151	
1-8 years	551	102	14	12	0	679	18%
9 - 11 years	425	120	39	10	2	596	16%
12 & more years	682	792	799	150	50	2473	66%
BIRTHWEIGHT OF BABY:							
Under 1500 gms / 3lbs, 5 oz.	8	11	0	15	0	34	<1%
1500-2499 gms / 3.5-5.7 lbs	72	77	15	21	1	186	5%
2500 grams / 5 lbs, 8 oz. or more	1637	969	846	150	77	3679	94%
DELIVERY FUNDED BY MEDI-CAL	1329	409	192	31	4	1965	50%
TOTAL BIRTHS	1717	1057	861	186	78	3899	

SANTA CRUZ COUNTY TEEN BIRTH CERTIFICATE Table II
BY OCCURRENCE AND RESIDENCE
FOR PERIOD OF: January 1, 2005 through December 31, 2005

AGE OF MOTHER:	<15 yrs	15-17	18-19			TOTAL	%
ETHNICITY:							
Caucasian	0	12	17			29	8%
Hispanic	3	124	184			311	90%
Black	0	0	2			2	
Asian	0	0	2			2	
Unknown/Other	0	0	0			0	
PRENATAL CARE:							
None	0	1	0			1	
3 rd Trimester	0	8	8			16	5%
Inadequate/Kotelchuk Index	2	41	53			96	28%
Unknown (Kotelchuk)	0	0	1			1	
1 st Trimester	1	100	171			272	79%
MOTHER'S EDUCATION:							
None/Unknown	0	7	9			16	
1 - 8 years	2	31	32			65	
9 - 11 years	1	80	56			137	
12 & more years	N/A	18	108			126	39%
BIRTHWEIGHT OF BABY:							
Under 1500 gms	0	2	1			3	5%
1500 – 2499 gms	0	2	14			16	
2500 gms & over	3	132	190			325	94%
NUMBER OF BIRTHS AS A TEEN:							
1 st Birth	3	127	157			287	
2 nd Birth	0	9	42			51	15%
3 rd or more Births	0	0	6			6	2%
PRE-TERM (< 37 wks)	1	11	33			45	13%
DELIVERY FUNDED BY MEDI-CAL	3	121	183			307	89%
TOTAL BIRTHS						344	

**SANTA CRUZ COUNTY 2005 BIRTHS
BY ZIP CODE OF RESIDENCE AND MEDI-CAL PAYMENT**

Table III

CITY	TOTAL BIRTHS	MEDI-CAL	% MEDI-CAL
APTOS 95003, 95001	190	33	17%
AROMAS 95004	29	12	41%
BEN LOMOND 95005	72	17	24%
BOULDER CREEK 95006	88	18	20%
BROOKDALE 95007	15	5	33%
CAPITOLA 95010	107	25	23%
DAVENPORT 95017	7	3	43%
FELTON 95018	75	16	21%
FREEDOM 95019	132	95	72%
MOUNT HERMON 95041	8	2	25%
SANTA CRUZ 95060-65	875	336	38%
SCOTTS VALLEY 95066-67	134	16	12%
SOQUEL 95073	81	19	23%
WATSONVILLE 95076-77	1723	1213	70%
OUT OF COUNTY	362	155	43%
UNKNOWN	1	----	----
TOTALS	3899	1965	50%

**SANTA CRUZ COUNTY 2005
TEEN BIRTHS BY ZIP CODE OF RESIDENCE**

Table IV

CITY	TOTAL BIRTHS	TEEN BIRTHS	% TEEN BIRTHS
APTOS 95003, 95001	190	2	1%
AROMAS 95004	29	2	7%
BEN LOMOND 95005	72	1	1%
BOULDER CREEK 95006	88	4	4%
BROOKDALE 95007	15	0	----
CAPITOLA 95010	107	0	----
DAVENPORT 95017	7	3	43%
FELTON 95018	75	0	----
FREEDOM 95019	132	21	16%
MOUNT HERMON 95041	8	1	12%
SANTA CRUZ 95060-65	875	42	5%
SCOTTS VALLEY 95066-67	135	2	1%
SOQUEL 95073	81	3	4%
WATSONVILLE 95076-77	1723	245	14%
UNKNOWN ZIP	1	---	----
OUT OF COUNTY ZIP CODES	361	18	5%
TOTALS	3899	344	9%

**TEEN BIRTHS TRENDS
WATSONVILLE
1990 - 2005**

Table V

YEAR	TOTAL BIRTHS	TEEN BIRTHS	PERCENTAGE BIRTHS TO TEENS
1990	1,676	229	14%
1991	1,694	258	15%
1992	1,752	250	14%
1993	1,671	264	16%
1994	1,615	261	16%
1995	1,584	273	17%
1996	1,605	246	15%
1997	1,614	229	14%
1998	1,601	259	16%
1999	1,588	216	14%
2000	1,604	242	15%
2001	1,663	225	13%
2002	1656	244	15%
2003	1727	239	14%
2004	1682	247	15%
2005	1723	245	14%

TEEN BIRTH TRENDS
San Lorenzo Valley
Ben Lomond, Boulder Creek, Brookdale, Felton
1990 - 2005

Table VI

YEAR	TOTAL BIRTHS	TEEN BIRTHS	PERCENTAGE BIRTHS TO TEENS
1990	290	19	6%
1991	262	11	4%
1992	248	14	6%
1993	256	17	7%
1994	228	15	6%
1995	293	18	6%
1996	283	13	5%
1997	276	12	4%
1998	254	9	3%
1999	266	13	5%
2000	238	11	5%
2001	246	12	5%
2002	228	10	4%
2003	224	9	4%
2004	235	6	3%
2005	250	5	2%

**Santa Cruz County
SELECTED PERINATAL INDICATORS
2001 - 2005 BIRTHS**

	Santa Cruz County					State of California 2004
	2001	2002	2003	2004	2005	
Total Births	3870	3781	3964	3909	3899	544,685
Santa Cruz County residents	3474	3316	3442	3391	3379	
Out of county residents	396	465	522	518	520	
Teen Births, age 19 and under						
Number	360	363	358	378	344	49,737
% of Total Births	9%	10%	9%	10%	9%	9%
Rate/1000 teen female population*	33	32	31	32	31	38
Infant Mortality Rate /1,000 births	3.7	3.9	4.3	5.3**	N/A	5.2
Low Birth Weight (under 5.5 pounds)	5%	6%	5%	5%	6%	7%
Number of Babies under 3.3 lbs.						6,440
Dominican	3	19	19	13	11	(1%)
Watsonville	7	6	4	7	8	
Sutter Maternity	0	0	0	0	0	
Out of County	15	22	21	21	15	
Deliveries Funded By Medi-Cal						Percent Change over 5-yr period
Dominican	33%	34%	36%	39%	39%	+6%
Watsonville	71%	75%	70%	74%	77%	+6%
Sutter Maternity	14%	15%	16%	18%	17%	+3%
Total, All Births	43%	46%	45%	49%	50%	+7%

* Rate/1000 female population includes ages 15-19 and, beginning in 2003, is based on the California Department of Finance estimates from the new 2000 Census. Rates are calculated to include only those teen births to Santa Cruz residents, and are compared to California residents.

** Infant mortality numbers are small enough that there can be considerable variation in the rate from year to year. For example, one more or less death would alter the number by 0.3/1000.

**Santa Cruz County
Comparison of Selected Perinatal Indicators
2001- 2005**

	Santa Cruz County					State of California 2004
	2001	2002	2003	2004	2005	
Percentage of Births Receiving Prenatal Care in 1st Trimester						
Total Births	91%	91%	88%	90%	90%	87%
Teens	86%	83%	76%	80%	79%	
Watsonville Hospital	90%	90%	83%	86%	86%	
Dominican Hospital	90%	92%	93%	92%	93%	
Sutter Maternity	92%	93%	92%	93%	94%	
Medi-Cal funded	86%	88%	82%	85%	85%	
Private & other funded	94%	95%	93%	94%	95%	
Third Trimester & No Prenatal Care						
Total Births	2%	2%	3%	2%	2%	3%
Teens	3%	4%	8%	5%	5%	
Watsonville Hospital	3%	3%	5%	4%	3%	
Dominican Hospital	1%	1%	2%	1%	1%	
Sutter Maternity	1%	<1%	1%	1%	1%	
Medi-Cal Funded:	4%	3%	5%	4%	3%	
Private & other funded	1%	1%	2%	1%	2%	
Adequate Prenatal Care by Kotelchuk Index*						
Total Births	70%	73%	73%	76%	79%	NA
Teens	63%	61%	60%	65%	72%	
Watsonville Hospital	57%	59%	61%	69%	73%	
Dominican Hospital	75%	78%	78%	79%	81%	
Sutter Maternity	86%	86%	87%	85%	86%	
Medi-Cal funded	59%	64%	65%	72%	74%	
Private & other funded	78%	80%	79%	80%	83%	

Note: The Kotelchuk Index of adequacy of care is based on the month prenatal care began and the number of visits attended as recommended by the American College of OB-GYN Standards of Care. Adequate and adequate-plus categories are included here, and represent care begun by the 4th month of pregnancy, with a total of 12 to 17 visits received.